



2023-2027

Transportation Improvement Program

# What is the TIP?

- Listing of capital projects programmed with Federal Highway (FHWA) or Federal Transit (FTA) funds





PLANNING  
TARGETS



EVALUATION &  
SELECTION

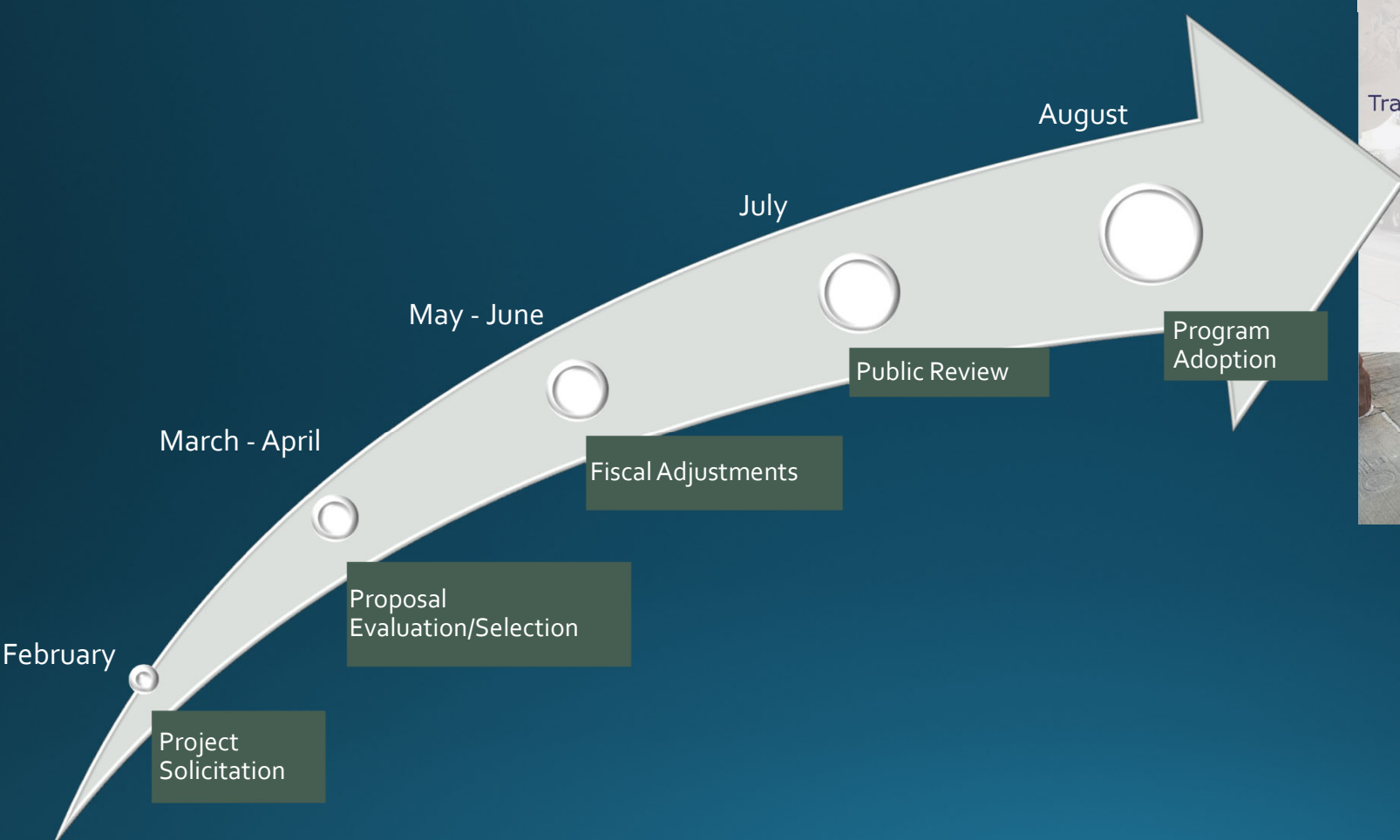


FISCAL  
ADJUSTMENTS



FINANCIAL PLAN

# Programming of funds



# Schedule



- Comprised of various member agencies
- Reviewed project submittals, prioritization & selection
- Held several meetings for program development
- Fiscal constraint considerations



## Capital Projects Committee

- Eligibility:

- **Paving** work must be on a Federal-Aid Eligible facility (based on functional classification)
- **Bridge** work can be on any public roadway, regardless of functional classification
- **Culverts** must be on a Federal-Aid Eligible facility

Fun Class	FAE
Principal Arterial	✓
Minor Arterial	✓
Major Collector	✓
Urban Minor Collector	✓
Minor Collector	
Local	

# Typical eligibility

- 56 proposals submitted:

- 1 Camillus
- 20 Centro
- 1 Cicero
- 17 NYSDOT
- 8 OCDOT
- 1 Solvay
- 8 Syracuse

- Programming:

- ~\$166M (Federal funds requested)
- ~\$97M (\$42M FHWA + \$55M FTA funds available for new projects)



# 2023-2027 TIP Solicitation



Bike/Ped



5

Bridge



26

Paving



27

Safety



7

Special



8

Transit



21

**94 projects**

(52 existing and 42 new)

# Project type summary



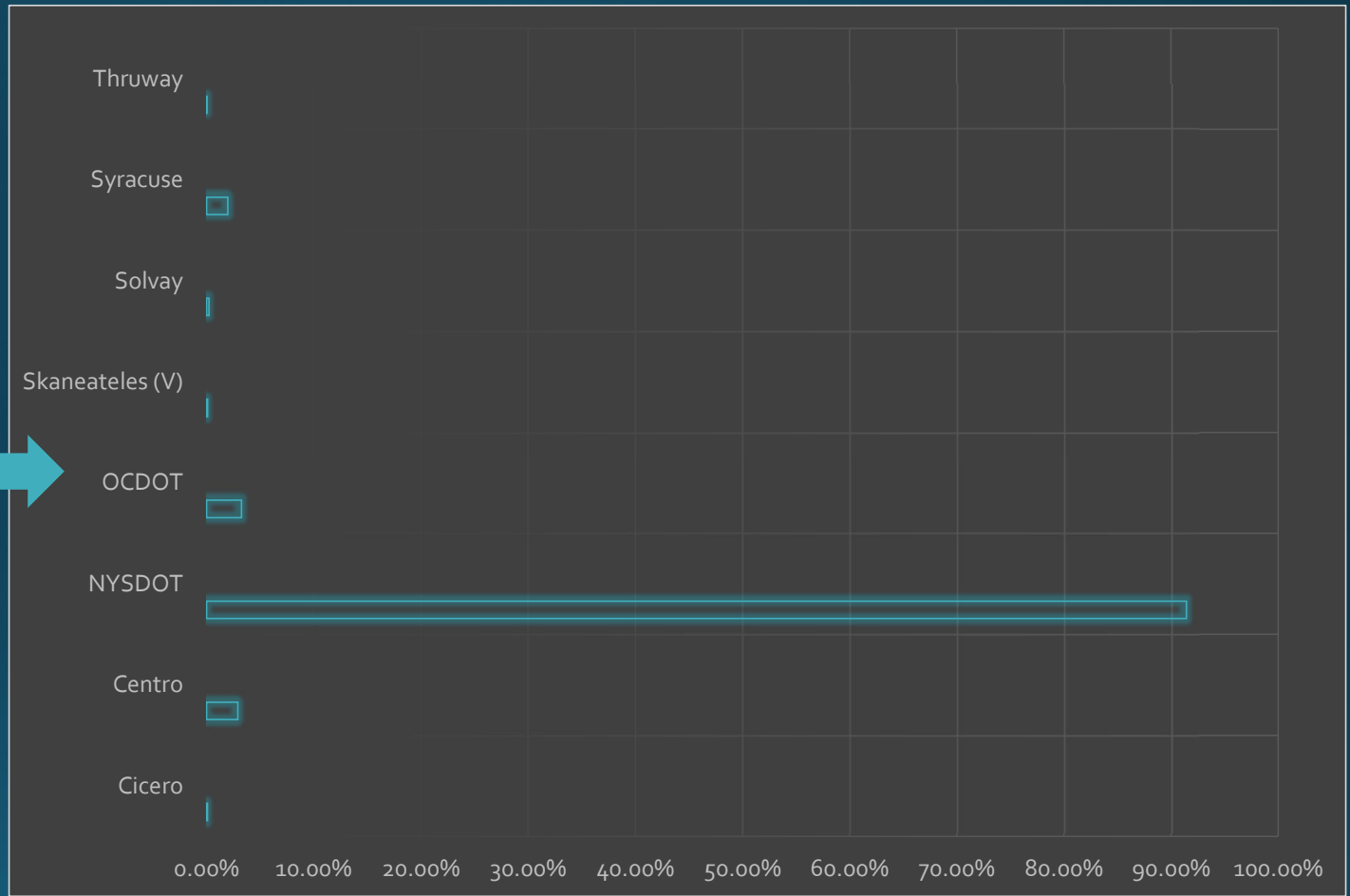
	Cicero	Centro	NYSDOT	OCDOT	Skan (V)	Solvay	Syracuse	Thruway	
Bike/Ped	1			2			2 (1)		5 (1)
Bridge			21 (5)	4 (1)	1				26 (6)
Paving			6 (2)	10 (3)		1	8 (5)	2	27 (10)
Safety			6 (2)				1		7 (2)
Special			5				3 (3)		8 (3)
Transit		21 (20)							21 (20)
	1	21 (20)	38 (9)	16 (4)	1	1	14 (9)	2	94 (42)

## - All projects

(##) - New

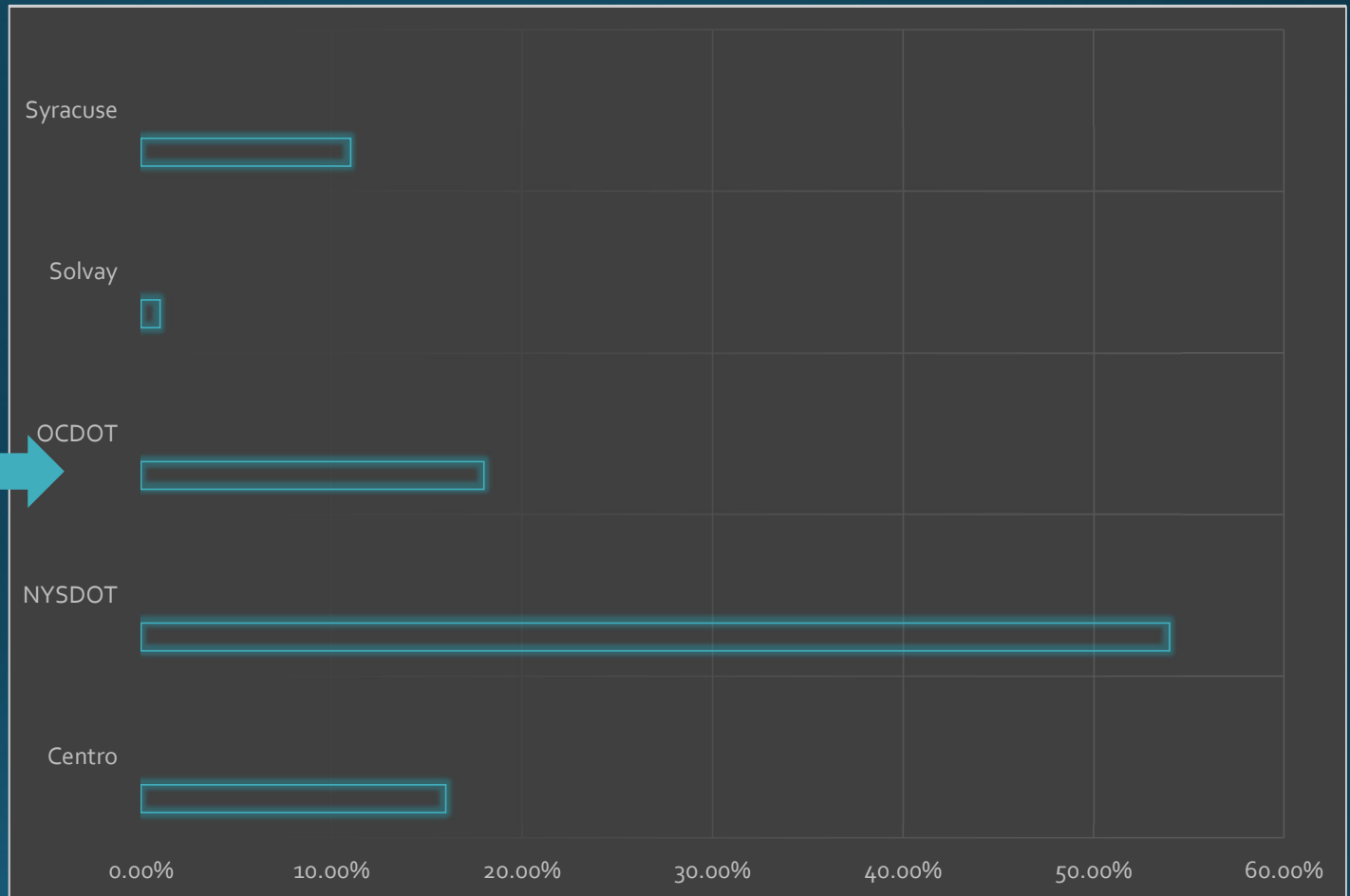
# Project type by sponsor

Sponsor	Total Fed (\$M)
Cicero	1.459
Centro	49.024
NYSDOT	1,536.095
OCDOT	54.717
Skaneateles (V)	1.606
Solvay	3.626
Syracuse	33.210
Thruway	0.096
<i>Total:</i>	<b>1,679.833</b>



Federal dollars programmed by sponsor  
(w/ I-81 projects)

Sponsor	Total Fed (\$M)
Cicero	1.459
Centro	49.024
NYS DOT	166.295
OCDOT	54.717
Skaneateles (V)	1.606
Solvay	3.626
Syracuse	33.210
Thruway	0.096
<i>Total:</i>	<b>310.033</b>



Federal dollars programmed by sponsor  
(w/out I-81 projects)



■ 5 projects

■ **\$22,299,017**  
(Federal)

■ **\$27,816,017**  
(Federal + Match)

*Onondaga County Loop the Lake trail bridge over CSX. Source: Onondaga County*



## Bicycle/Pedestrian projects





■ **26** projects

■ **\$1,461,826,000**  
(Federal)

■ **\$1,730,275,000**  
(Federal + Match)

## Bridge projects



*E Brighton Ave over railroad, Syracuse.  
Source: Syracuse*



- **27** projects

- **\$95,426,000**  
(Federal)

- **\$123,847,000**  
(Federal + Match)



*E Jefferson St paving, Syracuse.*

## Paving projects





■ 7 projects

■ **\$29,754,000**  
(Federal)

■ **\$34,640,000**  
(Federal + Match)

*US 11 crosswalk and pedestrian signage, North Syracuse.*



# Safety projects





- 8 projects

- **\$21,504,000**  
(Federal)

- **\$26,177,000**  
(Federal + Match)

*NYSDOT Region 3 Transportation Management Center.*



# Special projects



- **21** projects

- **\$49,024,288**  
(Federal)


- **\$81,833,000**  
(Federal + Match)

# Transit projects



*Bus on Salina St, Syracuse.*

- The TIP shall include a financial plan that demonstrates how the approved TIP can be implemented, indicates resources from public and private sources that are **reasonably** expected to be made available to carry out the TIP, and recommends any additional financing strategies for needed projects and programs.



## Financial Plan



Fund Source	FFY 22/23*		FFY	Fund Source	Total 4-Yr STIP		Total 5-Yr TIP		Total 4-Yr STIP		Total 5-Yr TIP	
	Anticipated Federal Funds**	Programmed	Anticipated Federal Funds**		Anticipated Federal Funds**	Programmed	Anticipated Federal Funds**	Programmed	Anticipated Federal Funds**	Programmed	Anticipated Federal Funds**	Programmed
	National Highway Performance Program (NHPP)	\$307.843	\$307.805		\$80.81	National Highway Performance Program (NHPP)	\$1,494.650	\$1,494.524	\$1,529.912	\$1,529.541	\$1,494.650	\$1,494.524
Congestion Mitigation Air Quality (CMAQ)	\$0.000	\$0.000	\$0.00	Congestion Mitigation Air Quality (CMAQ)	\$0.000	\$0.000	\$0.000	\$0.000	\$0.000	\$0.000	\$0.000	\$0.000
Highway Safety Improvement Program (HSIP)	\$5.915	\$5.915	\$2.44	Highway Safety Improvement Program (HSIP)	\$13.262	\$12.945	\$15.711	\$15.639	\$13.262	\$12.945	\$15.711	\$15.639
Surface Transportation Block Grant Program Flex (STBG Flex)	\$13.788	\$13.788	\$6.58	Surface Transportation Block Grant Program Flex (STBG Flex)	\$35.952	\$35.735	\$41.740	\$41.523	\$35.952	\$35.735	\$41.740	\$41.523
STBG Large Urban (STBG LG URBAN)	\$6.218	\$5.879	\$6.21	STBG Large Urban (STBG LG URBAN)	\$24.872	\$24.328	\$31.090	\$31.021	\$24.872	\$24.328	\$31.090	\$31.021
STBG Off-System Bridge (STBG OFF)	\$0.475	\$0.226	\$1.83	STBG Off-System Bridge (STBG OFF)	\$7.538	\$7.244	\$8.013	\$7.244	\$7.538	\$7.244	\$8.013	\$7.244
National Highway Freight Program	\$4.010	\$4.010	\$3.00	National Highway Freight Program	\$7.010	\$7.010	\$7.010	\$7.010	\$7.010	\$7.010	\$7.010	\$7.010
<b>FHWA SUBTOTAL</b>	<b>\$338.249</b>	<b>\$337.623</b>	<b>\$100.89</b>	<b>FHWA SUBTOTAL</b>	<b>\$1,583.284</b>	<b>\$1,581.786</b>	<b>\$1,633.476</b>	<b>\$1,631.978</b>	<b>\$1,583.284</b>	<b>\$1,581.786</b>	<b>\$1,633.476</b>	<b>\$1,631.978</b>
<b>Match to FHWA</b>				<b>Match to FHWA</b>								
State	\$75.066	\$75.066	\$16.63	State	\$284.229	\$284.229	\$288.087	\$288.087	\$284.229	\$284.229	\$288.087	\$288.087
Local	\$2.177	\$2.177	\$6.27	Local	\$17.258	\$17.258	\$24.262	\$24.262	\$17.258	\$17.258	\$24.262	\$24.262
<b>MATCH TO FHWA SUBTOTAL</b>	<b>\$77.243</b>	<b>\$77.243</b>	<b>\$22.90</b>	<b>MATCH TO FHWA SUBTOTAL</b>	<b>\$301.487</b>	<b>\$301.487</b>	<b>\$312.349</b>	<b>\$312.349</b>	<b>\$301.487</b>	<b>\$301.487</b>	<b>\$312.349</b>	<b>\$312.349</b>
<b>FHWA + MATCH</b>	<b>\$415.492</b>	<b>\$414.866</b>	<b>\$123.80</b>	<b>FHWA + MATCH</b>	<b>\$1,884.771</b>	<b>\$1,883.273</b>	<b>\$1,945.825</b>	<b>\$1,944.327</b>	<b>\$1,884.771</b>	<b>\$1,883.273</b>	<b>\$1,945.825</b>	<b>\$1,944.327</b>
Urbanized Area Formula Grants (Section 5307)	\$25.422	\$9.469	\$25.37	Urbanized Area Formula Grants (Section 5307)	\$55.342	\$45.818	\$65.722	\$45.818	\$55.342	\$45.818	\$65.722	\$45.818
Enhanced Mobility Seniors/Individuals with Disabilities (Section 5310)	\$0.590	\$0.000	\$0.60	Enhanced Mobility Seniors/Individuals with Disabilities (Section 5310)	\$2.433	\$0.000	\$3.072	\$0.000	\$2.433	\$0.000	\$3.072	\$0.000
Bus and Bus Facilities Program (Section 5339)	\$0.934	\$0.000	\$1.58	Bus and Bus Facilities Program (Section 5339)	\$2.917	\$1.594	\$3.604	\$1.594	\$2.917	\$1.594	\$3.604	\$1.594
<b>FTA SUBTOTAL</b>	<b>\$26.946</b>	<b>\$9.469</b>	<b>\$27.55</b>	<b>FTA SUBTOTAL</b>	<b>\$60.692</b>	<b>\$47.412</b>	<b>\$72.398</b>	<b>\$47.412</b>	<b>\$60.692</b>	<b>\$47.412</b>	<b>\$72.398</b>	<b>\$47.412</b>
<b>Match to FTA</b>				<b>Match to FTA</b>								
State	\$0.000	\$0.000	\$15.75	State	\$22.613	\$22.613	\$22.613	\$22.613	\$22.613	\$22.613	\$22.613	\$22.613
CNYRTA	\$2.367	\$2.367	\$4.65	CNYRTA	\$9.793	\$9.793	\$9.793	\$9.793	\$9.793	\$9.793	\$9.793	\$9.793
<b>MATCH TO FTA SUBTOTAL</b>	<b>\$2.367</b>	<b>\$2.367</b>	<b>\$20.40</b>	<b>MATCH TO FTA SUBTOTAL</b>	<b>\$32.406</b>	<b>\$32.406</b>	<b>\$32.406</b>	<b>\$32.406</b>	<b>\$32.406</b>	<b>\$32.406</b>	<b>\$32.406</b>	<b>\$32.406</b>
<b>FTA + MATCH</b>	<b>\$29.313</b>	<b>\$11.836</b>	<b>\$47.964</b>	<b>FTA + MATCH</b>	<b>\$93.098</b>	<b>\$79.818</b>	<b>\$104.804</b>	<b>\$79.818</b>	<b>\$93.098</b>	<b>\$79.818</b>	<b>\$104.804</b>	<b>\$79.818</b>
					\$43.667	\$24.585	\$24.315	\$11.474	\$0.000	\$11.702	\$0.000	\$0.000

# Fiscal constraint table



# All programmed dollars on 2023-2027 TIP

- **\$1,679,833,305**  
(FHWA + FTA funds)

- **\$2,024,588,017**  
(Federal + Match)

*Interstate 81, Almond St & Harrison St, Syracuse.*



*BL 81 & Harrison Street, Syracuse. Source: NYS DOT*







*S Salina St paving by Harrison St, Syracuse. Source: Syracuse*

# Thank you

Program of projects is  
effective October 1, 2022