

Transportation Improvement Program

ANNUAL REPORT

FEDERAL FISCAL YEAR 2023/2024



This document was prepared with financial assistance from the Federal Highway Administration and the Federal Transit Administration of the U.S. Department of Transportation through the New York State Department of Transportation. The Syracuse Metropolitan Transportation Council is solely responsible for its contents.

Image credits:

Cover - New York State Department of Transportation, top; Onondaga County, bottom

Table of Contents - Centro

Synopsis - New York State Department of Transportation

Federal Highway Administration Programmed Funds & Actions - Onondaga County

Federal Transit Administration Programmed Funds & Actions - SMTC

Table of Contents

FHWA

1. Programmed Dollars by Sponsor
2. Programmed Percentages by Sponsor
3. Project Type and Funds Programmed
4. Programmed Dollars by Fund Source
5. Outside MPA Funds
6. Major Projects
7. Obligation by Sponsor
8. Project Adjustments
9. Projects by Project Adjustment Category
10. Obligation, Amendment and Administrative Modification Timelines
11. National Highway System Projects
12. Bridge & Paving Projects
13. Environmental Justice Areas

FTA

14. Projects and Programmed Funds Dollars by Sponsor
15. Project Adjustments



Synopsis

The SMTC staff prepares the Federal Fiscal Year annual report to capture fiscal and capital program management relevant “end-of-year” items. This multi-page graphical financial summary covers a variety of topics and is supportive of the transparent, performance-based planning and programming process used in the maintenance of the Transportation Improvement Program (TIP). Although projects on the TIP are funded with federal, state and local funds that when combined provide a “Total” cost, the information in the following pages is mostly based on federal transportation dollars from the Federal Highway Administration (FHWA) or the Federal Transit Administration (FTA) programs, with one exception. “Major Projects” are identified according to a project’s “Total” cost of the construction and inspection phase. This is the sixth summary.

At the close of Federal Fiscal Year 2023/2024 (October 1, 2023 – September 30, 2024), the TIP programmed \$502.221M federal FHWA funds to five sponsors. Of the five sponsors, 96% of the funds were programmed to the New York State Department of Transportation. Both the large federal programmed value and the State’s percentage relate to the programming of four Interstate 81 Viaduct Project capital projects: PIN 350193 (Bridge, New & Replace, I-690 over Crouse & Lodi), PIN 350194 (Business Loop 81, Southern Section, Phase 1), 350196 (Business Loop 81, Northern Section, Phase 2), and PIN 350197 (Business Loop 81, Southern Section, Phase 2). The next two annual reports will show similar percentages for NYSDOT as federal funds are programmed in additional years for Interstate 81 Viaduct Project contracts.

Overall, 100% of FHWA programmed funds were obligated in the Federal Fiscal Year. Regarding FTA federal funds, \$27.291M was programmed at the end of the year with 100% of FTA funds obligated.

Additional information on the TIP process and projects, including an annual obligation report that details information by project in the 2023/2024 Federal Fiscal Year, and an interactive TIP map are available on the SMTC website at:

<https://smtcmpo.org/about-us/planning-process/tip>.




Federal Highway Administration Programmed Funds & Actions



Programmed Dollars by Sponsor

October 1st



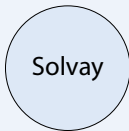
\$305.511M



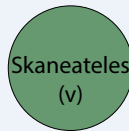
\$2.354M



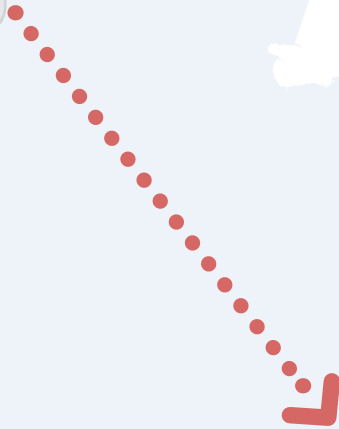
\$11.770M



\$3.140M



\$1.613M



September 30th



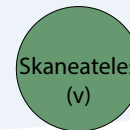
\$482.003M




\$4.044M



\$14.233M



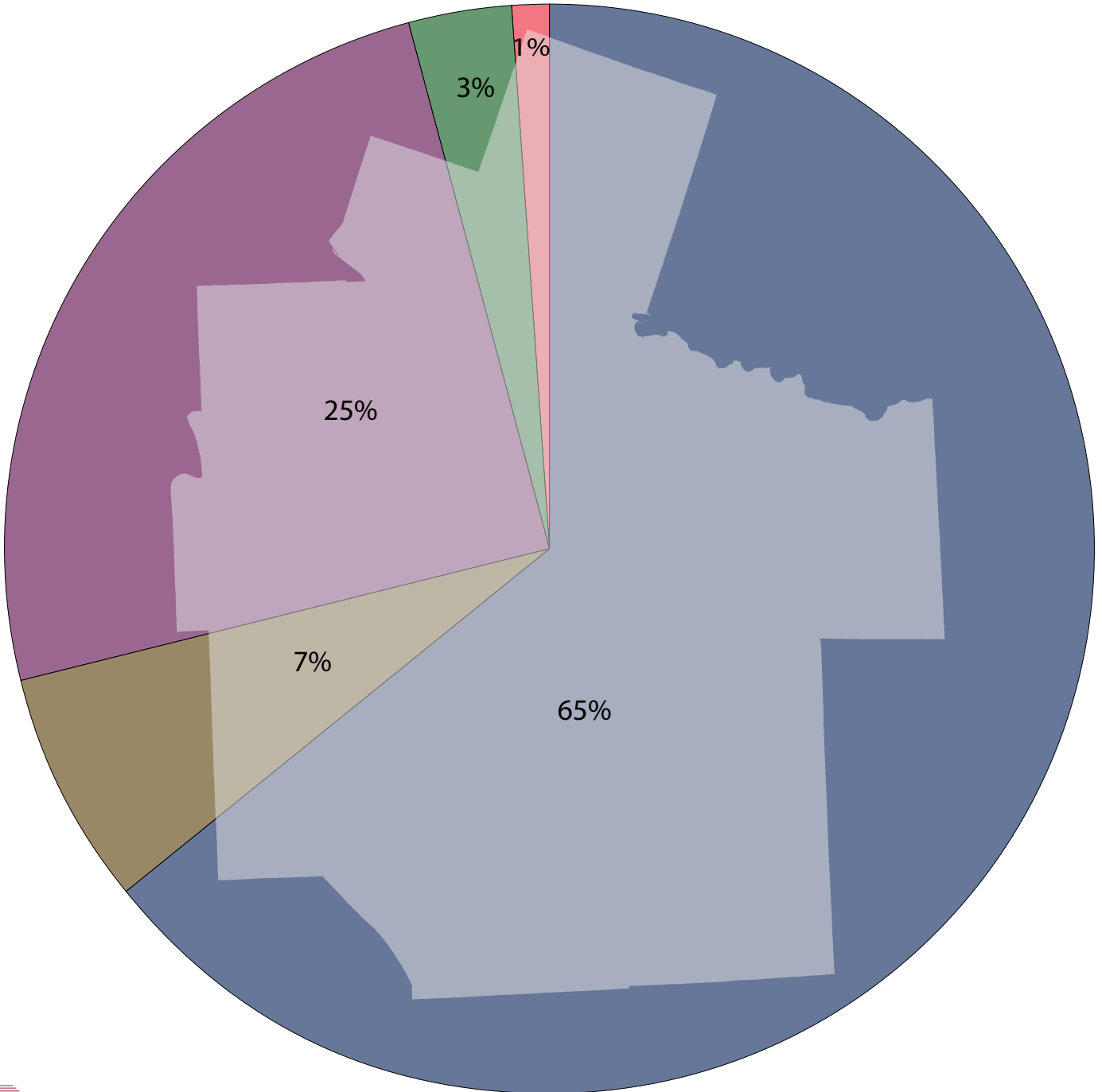
\$1.613M



\$0.328M

Programmed Percentages by Sponsor

- Figure excludes funds programmed to various I-81 Viaduct Projects



Project Type and Funds Programmed


- Summary based on federal funds programmed to any project phase. Values do not represent just construction activity.



2

Bike/Ped

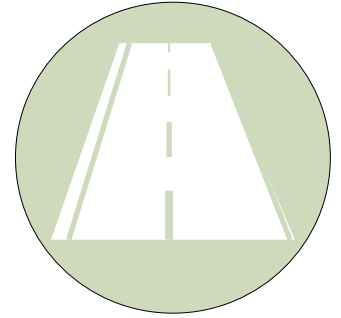
\$1.145M



14

Bridge

\$451.981M



9

Pavement

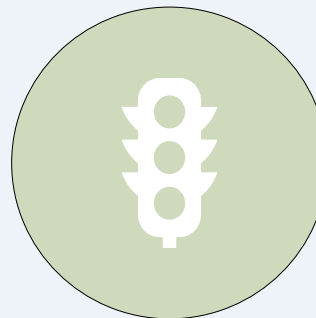
\$34.488M



4

Safety

\$8.135M



3

Special

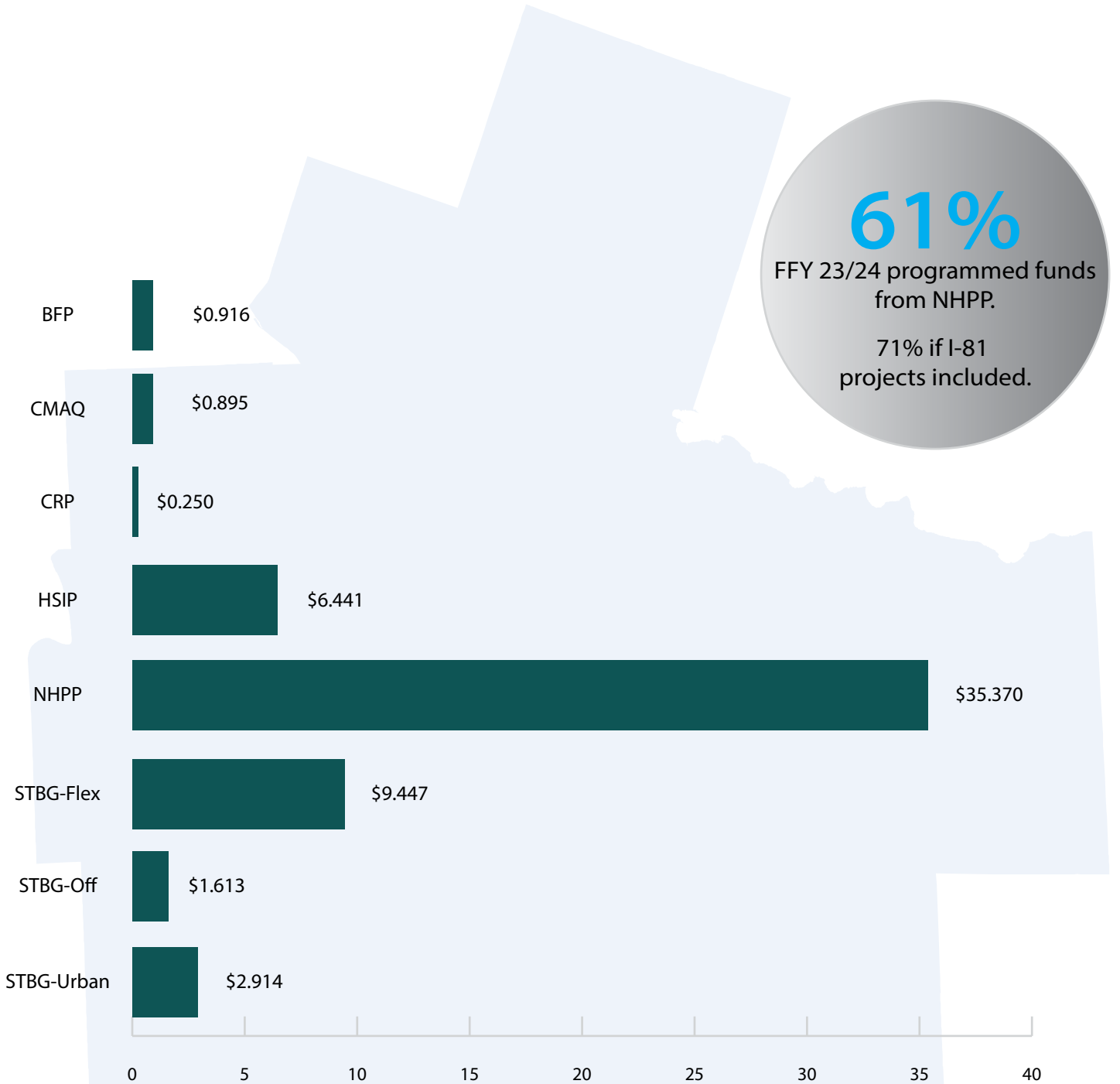
\$6.472M



Note: all I-81 Viaduct Projects categorized as Bridge.

Programmed Dollars by Fund Source

- Figure excludes funds programmed to various I-81 Viaduct Projects (NHPP [\$321.969M], BFP [\$99.925M], STBG-Flex [\$22.481M]).



61%
FFY 23/24 programmed funds from NHPP.
71% if I-81 projects included.

- BFP* (Bridge Funding Program): includes combination of "Main" and "Off System"
- CMAQ (Congestion Management/Air Quality)
- CRP (Carbon Reduction Program)
- HSIP (Highway Safety Improvement Program)
- NHPP (National Highway Performance Program)
- STBG-Flex (Surface Transportation Block Group - Flexible)
- STBG-Off (Surface Transportation Block Group - Off System Bridge)
- STBG-Urban (Surface Transportation Block Group - Large Urban)



Outside MPA Funds

- Funds (core and non-core) programmed to projects from outside the Metropolitan Planning Area (MPA) such as via statewide solicitations, Congressional appropriations, or non-MPA planning targets.



\$354.578M

Core funds

- HSIP (Highway Safety Improvement Program)
- NHPP (National Highway Performance Program)
- STBG-Flex (Surface Transportation Block Group - Flexible)

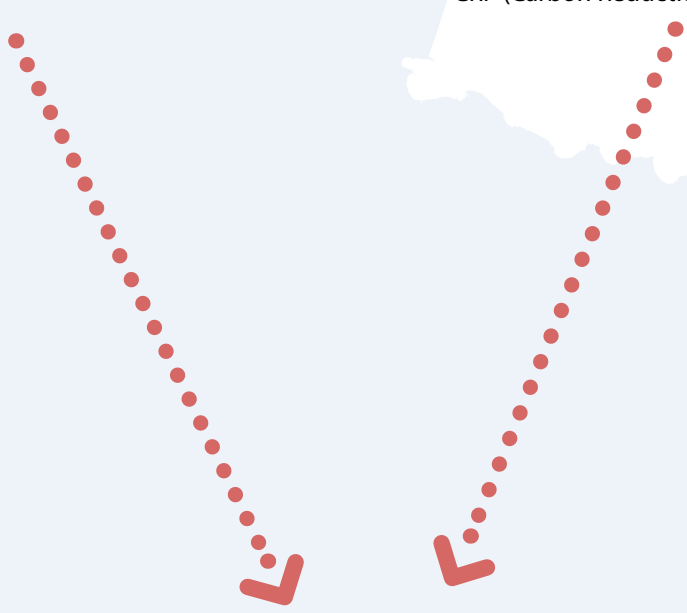


\$101.986M

Non-core funds

- BFP (Bridge Funding Program)
- CMAQ (Congestion Management/Air Quality)
- CRP (Carbon Reduction Program)

91%
FFY 23/24 programmed funds

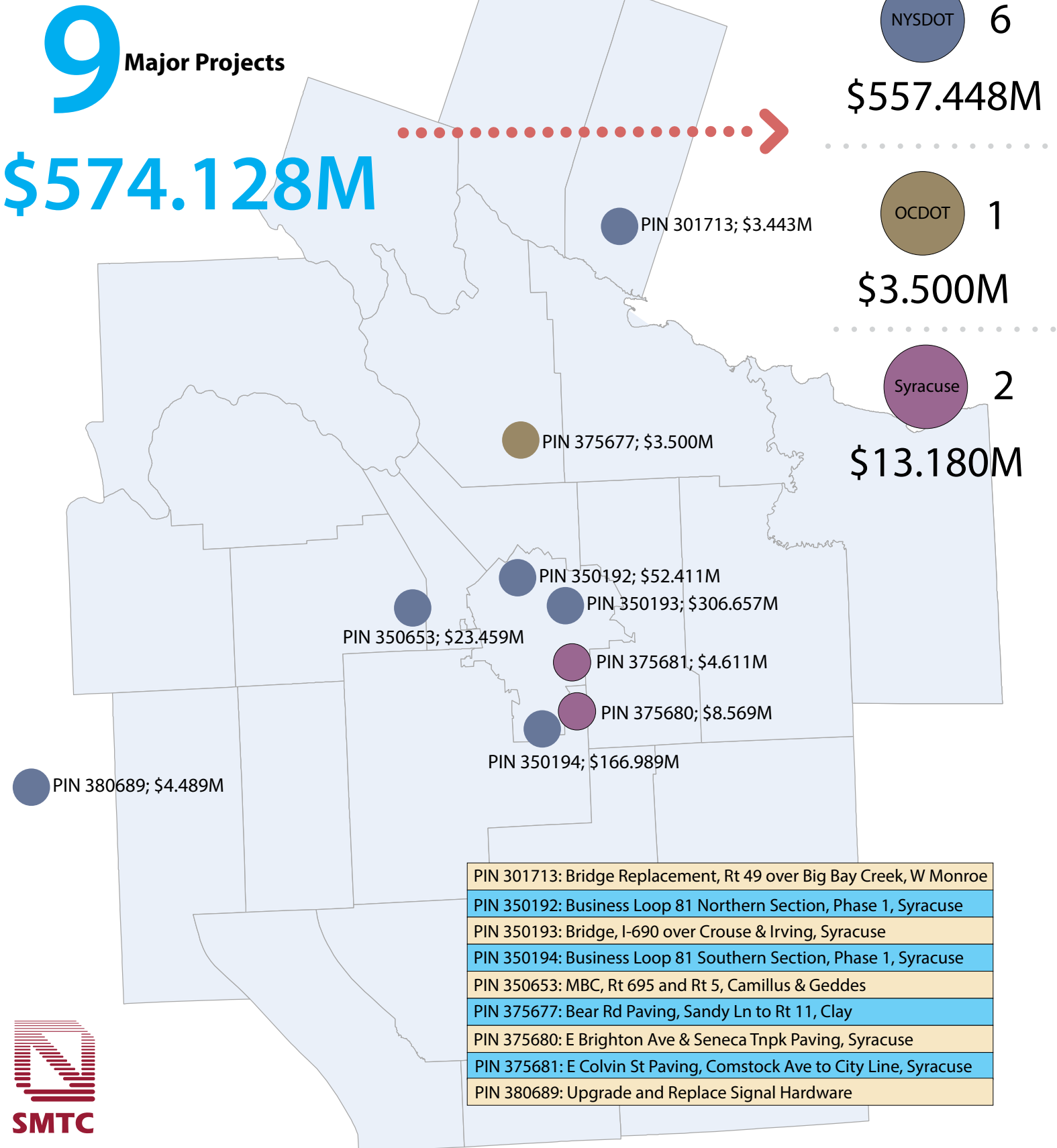


\$456.564M

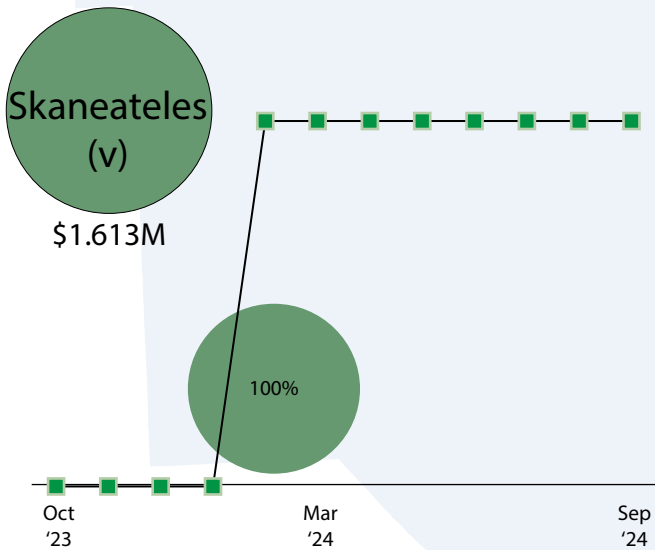
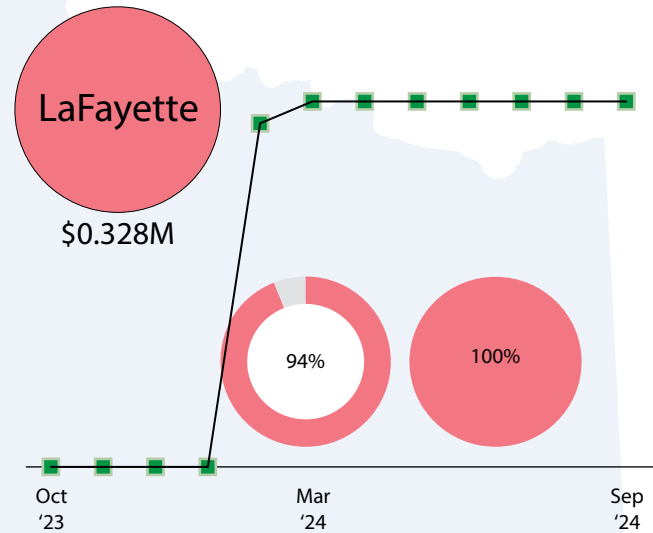
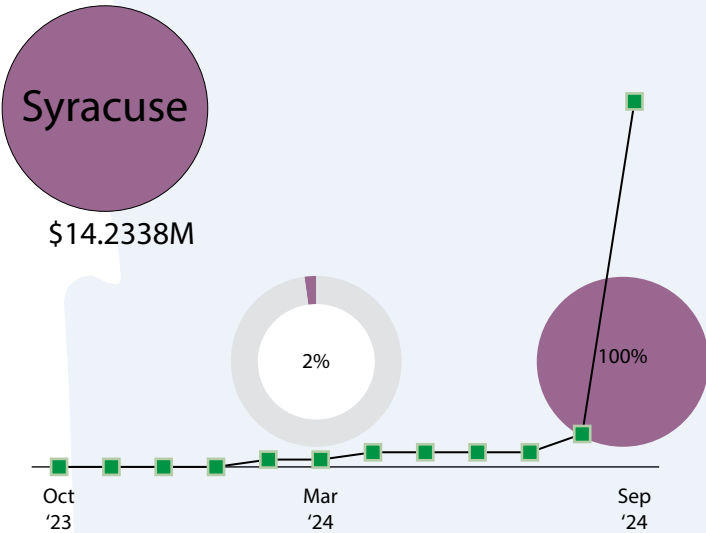
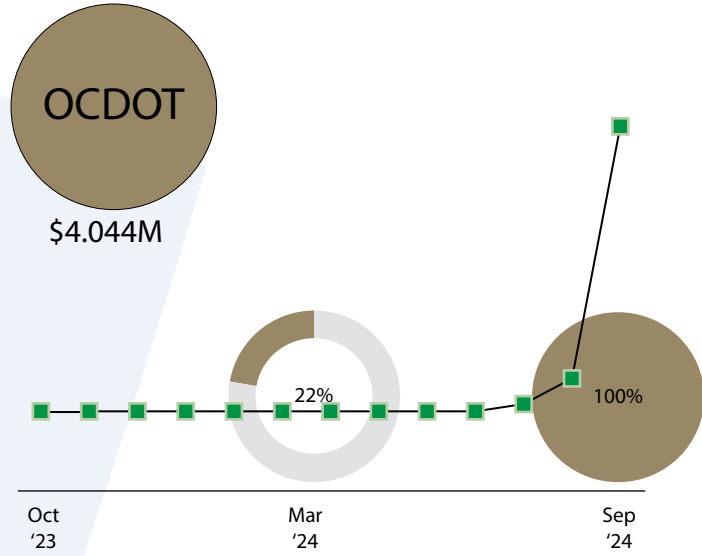
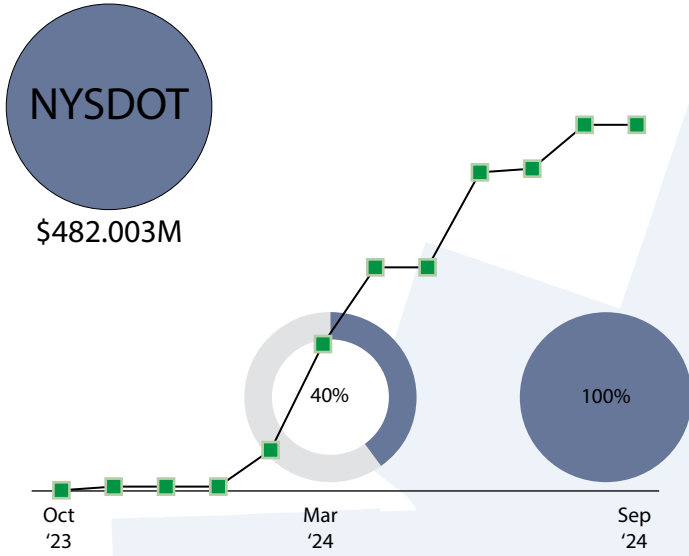
Outside MPA funds

Major Projects

- SMTC considers a major project as any project with a "Total" construction and inspection cost of \$3,000,000 or more. The number of major projects may be less than the actual number of construction projects programmed in a given year. In FFY 23/24, including major projects, there were 15 projects with funds programmed to construction and inspection.




Obligation by Sponsor



Project Adjustments

- Adjustments that occurred over the course of the Federal Fiscal Year regardless of year impacted.



Amendments

62

52 Executive
10 Policy

- Committee approval required (i.e., addition or deletion of project, phase delay or significant cost increase).



**Administrative
Modifications**

6

- Committee approval not required (i.e., minor cost increase or decrease).

Projects by Project Adjustment Category



7

New Projects Added

PINs 304369, 328722, 375719, 375721, 375727, 375743, 380797

13

Phase Delays

PINs 304364, 307629, 310425, 328723, 350184, 350186, 350199, 375576, 375673, 375686, 375691, 375743, 395072

30

Requested More Funds through Amendment

PINs 307625 (x2), 307626, 307629, 328724 (x3), 350186, 350188, 350189 (x3), 350199 (x2), 350200, 350653 (x2), 360370, 375624 (x2), 375672, 375677, 375680, 380553 (x4), 380668 (x2), 380689



2

Requested More Funds through Admin Mod

PINs 380689, 380774

1

Added Project through Admin Mod

PIN 382003

3

Requested to Delete phase through Admin Mod

PINs 328722, 375678, 380553

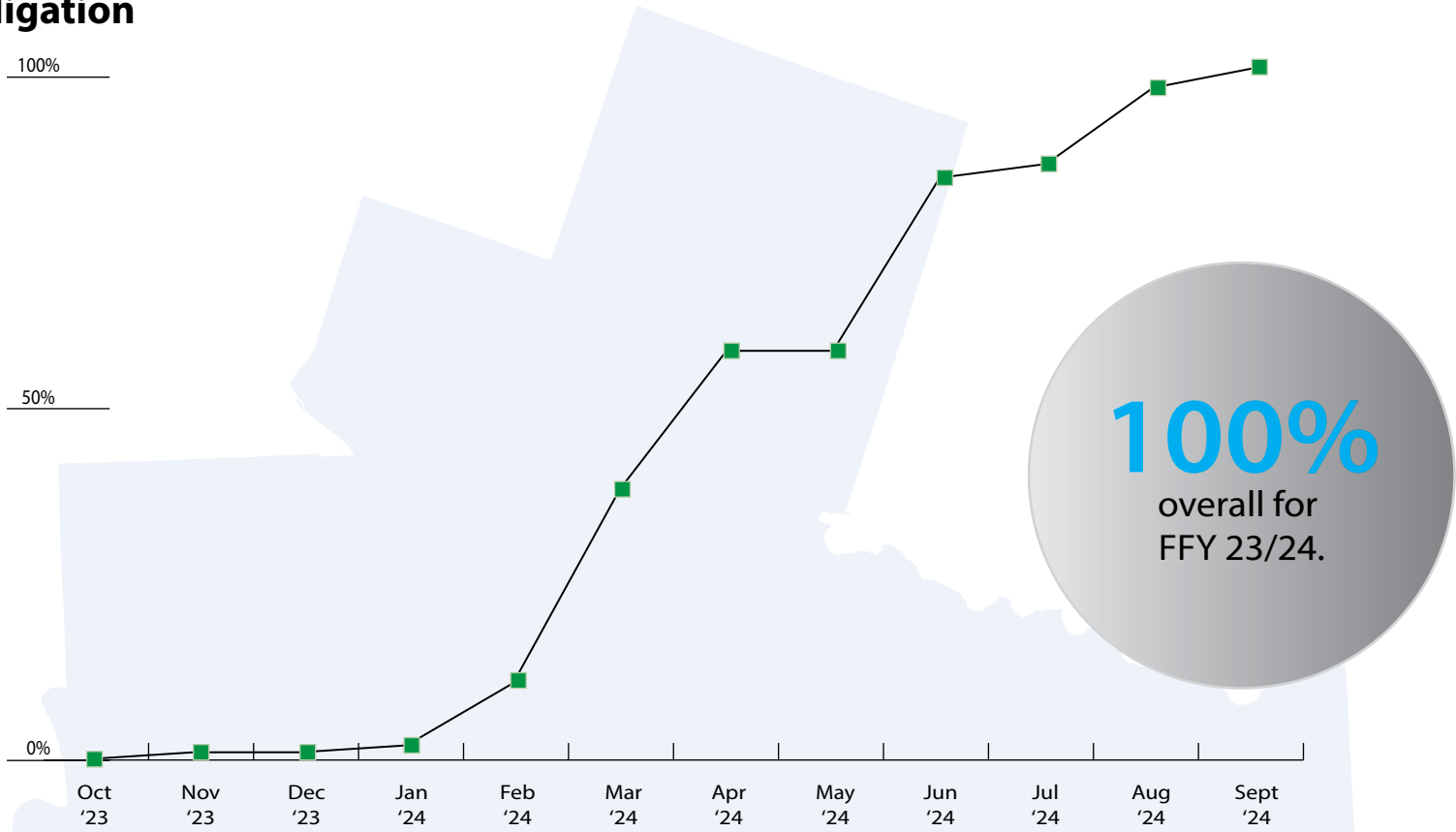
- 12 amendments (6 I-81 Viaduct related) not reflected in above boxes were brought forward to show project adjustments.

- 1 admin mod not reflected in above boxes were completed to show project adjustments.

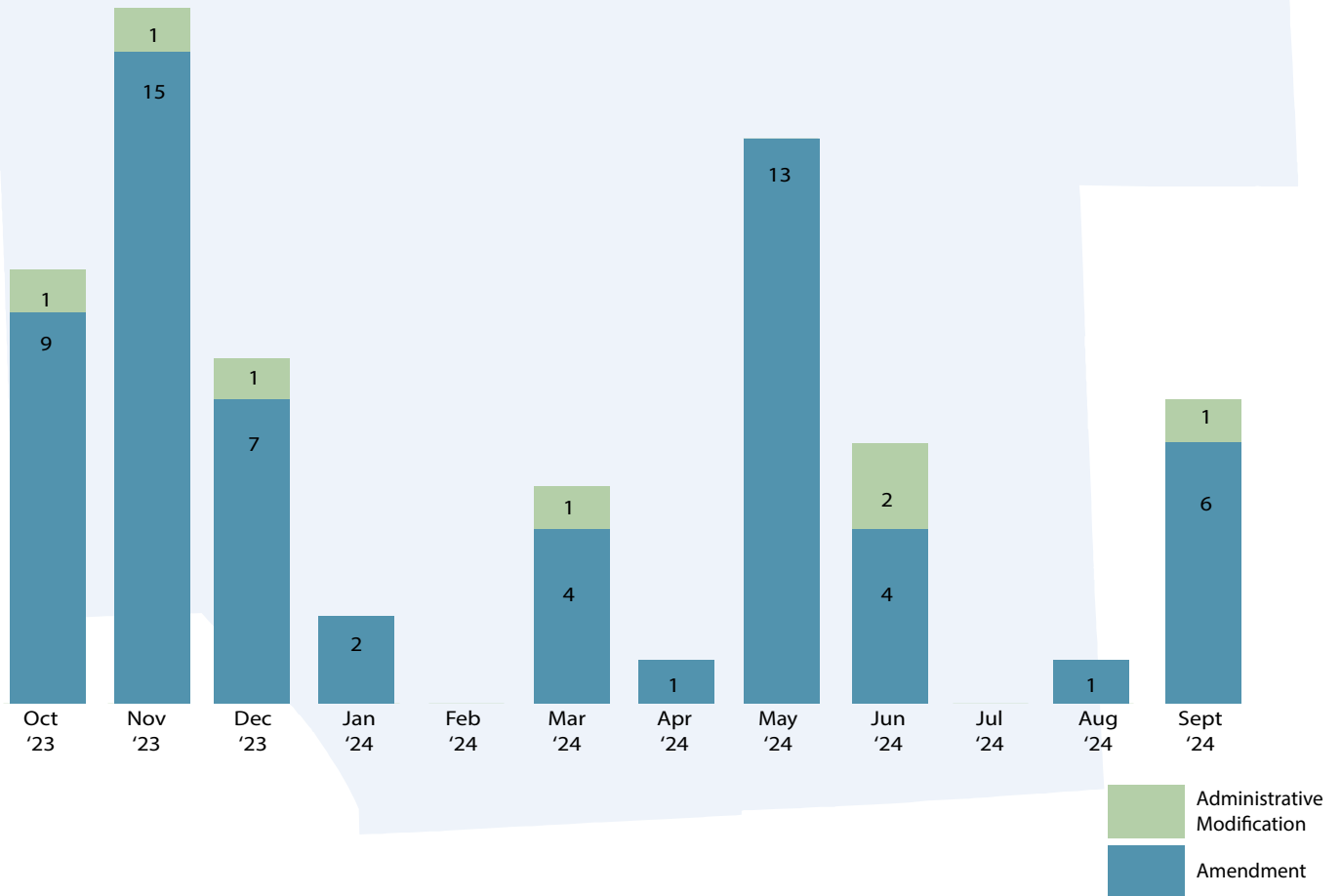


Obligation, Amendment & Admin Mod Timelines

Obligation



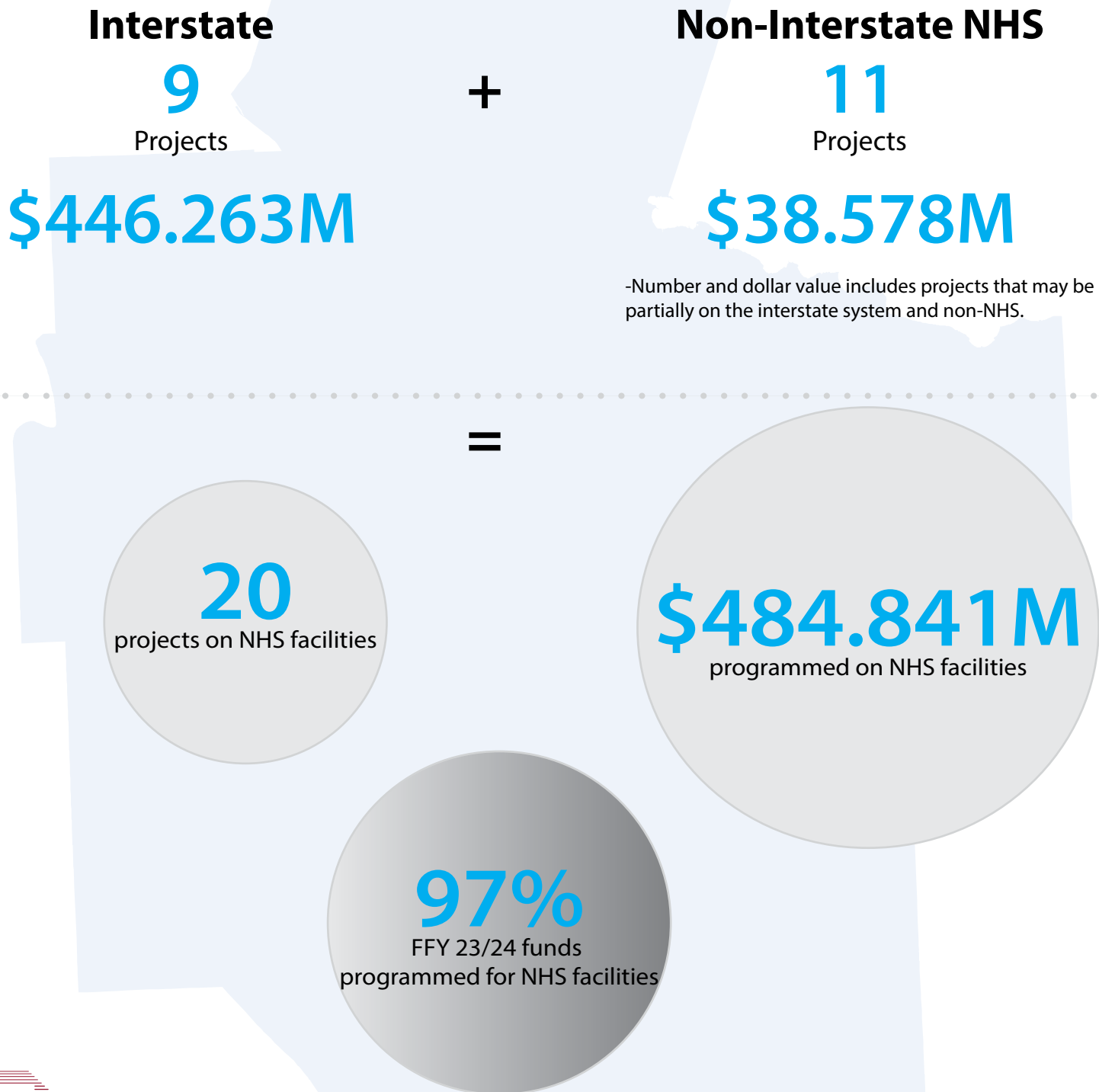
Amendment & Administrative Modification



Administrative Modification
Amendment

National Highway System Projects

- Federal surface transportation authorizations emphasize a performance-based planning & programming process. Several national performance measures are established that relate to conditions, and reliability of, the National Highway System (NHS). The graphic is reflective of funds programmed in FFY 23/24 to NHS facilities for any project phase, and not limited strictly to construction.



-Number and dollar value includes projects that may be partially on the interstate system and non-NHS.



Note: values may be lower as calculations include multiple location projects that have partial NHS coverage.

Bridge & Paving Projects

- Number of bridge (rehabilitation, replacement) and paving projects with construction and inspection funds programmed in FFY 23/24.



6 rehabilitation or replacement projects

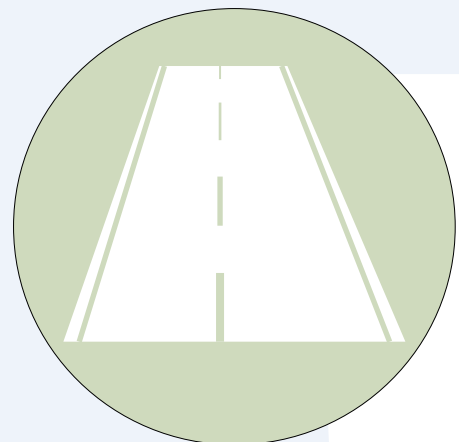
\$403.242M

12 bridges

5 paving projects

\$32.891M

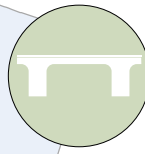
8.37 centerline miles



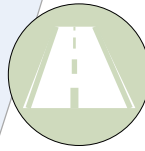
Environmental Justice Areas

- Construction and inspection funds programmed in Environmental Justice (EJ) areas in FFY 23/24. Areas identified based on analysis of minority and low-income population variables. Funding is attributed to projects that are located entirely or partially in an EJ area.

6
Projects
\$411.819M



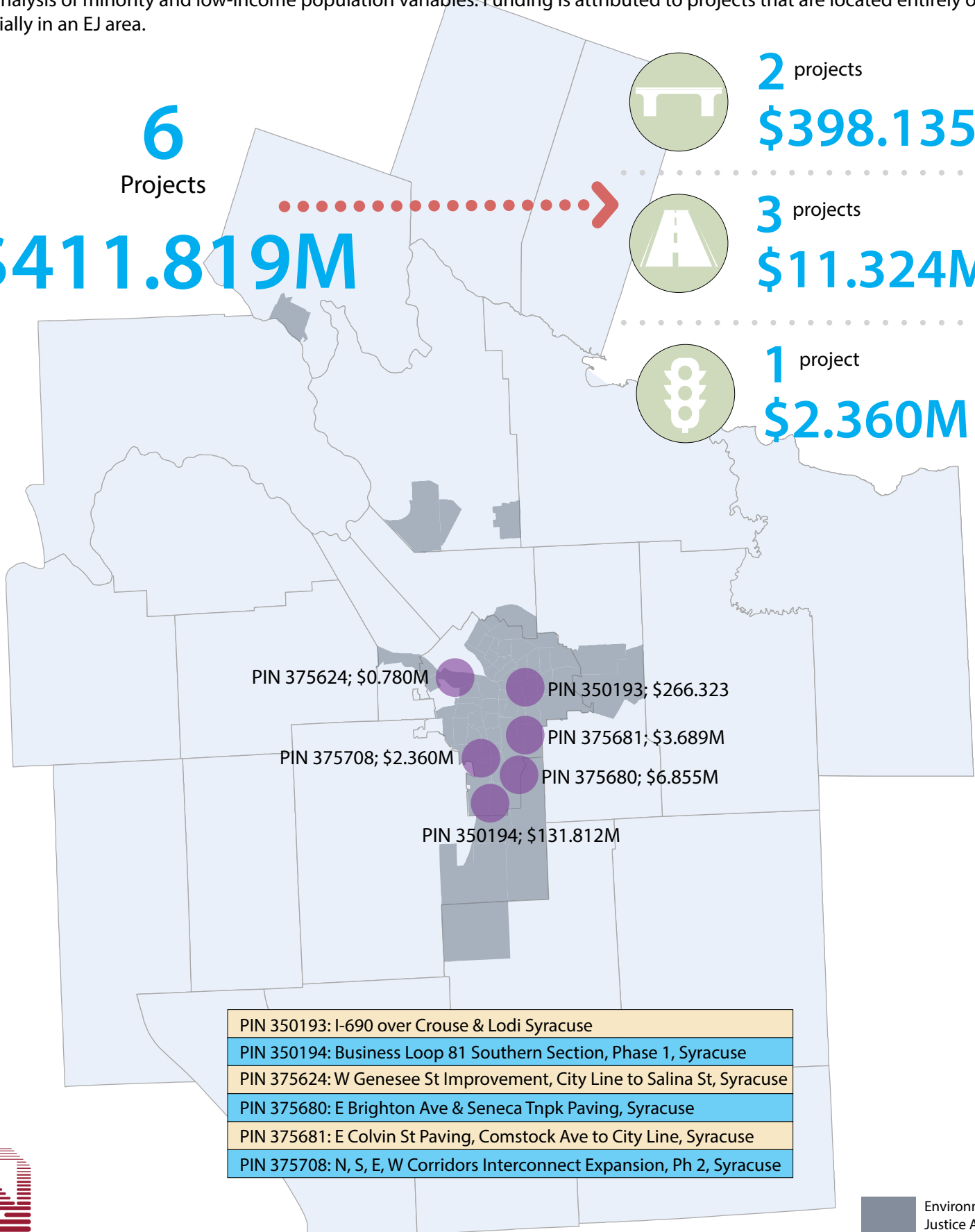
2 projects
\$398.135M



3 projects
\$11.324M



1 project
\$2.360M



PIN 375624; \$0.780M

PIN 350193; \$266.323

PIN 375681; \$3.689M

PIN 375708; \$2.360M

PIN 375680; \$6.855M

PIN 350194; \$131.812M

PIN 350193: I-690 over Crouse & Lodi Syracuse
PIN 350194: Business Loop 81 Southern Section, Phase 1, Syracuse
PIN 375624: W Genesee St Improvement, City Line to Salina St, Syracuse
PIN 375680: E Brighton Ave & Seneca Tnpk Paving, Syracuse
PIN 375681: E Colvin St Paving, Comstock Ave to City Line, Syracuse
PIN 375708: N, S, E, W Corridors Interconnect Expansion, Ph 2, Syracuse


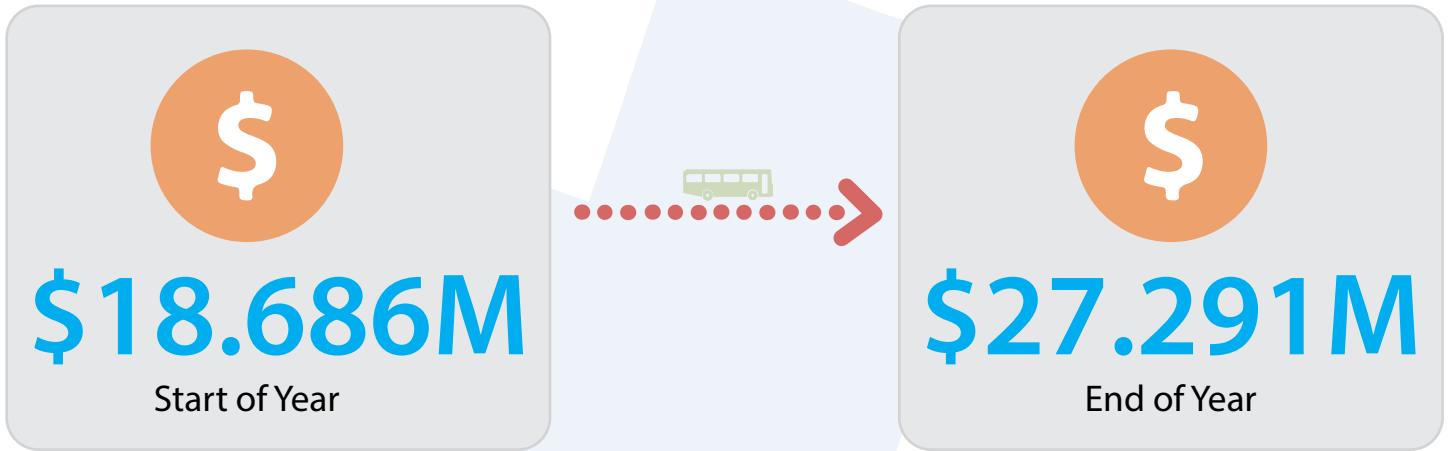
Environmental Justice Area



Federal Transit Administration Programmed Funds & Actions



FTA Projects and Programmed Funds



11
Projects

100%
obligation for
FFY 23/24



Note: Projects inclusive of 3 Section 5310 funded projects that are not Centro sponsored.

FTA Project Adjustments

- Adjustments that occurred over the course of the Federal Fiscal Year regardless of impacted year.

Amendments & Administrative Modifications



Amendments

6

4 Executive
2 Policy



Administrative Modifications

2

Project Adjustment Category

4

New Projects Added

PINs 382000, 382981, 382998, 382999

1

Phase Delay

PIN 382947

2

Requested More Funds through Amendment

PINs 382946, 382959

4

Cost Change through Admin Mod

PINs 382946, 382947, 382955, 382959

1

New Project Added through Admin Mod

PIN 382984

- 1 amendment not reflected in above boxes was v forward to show project adjustments.

